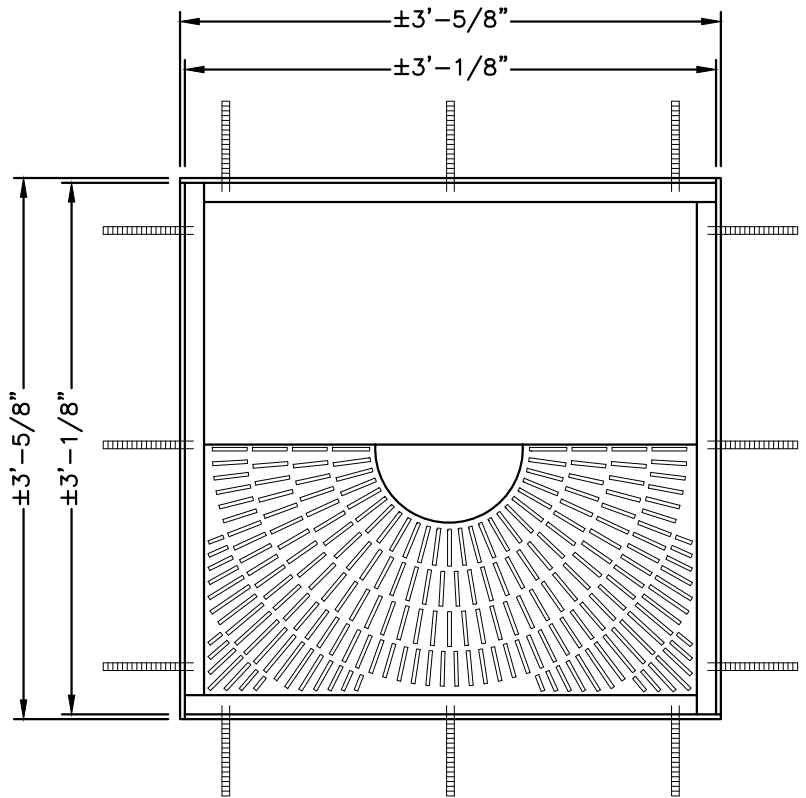

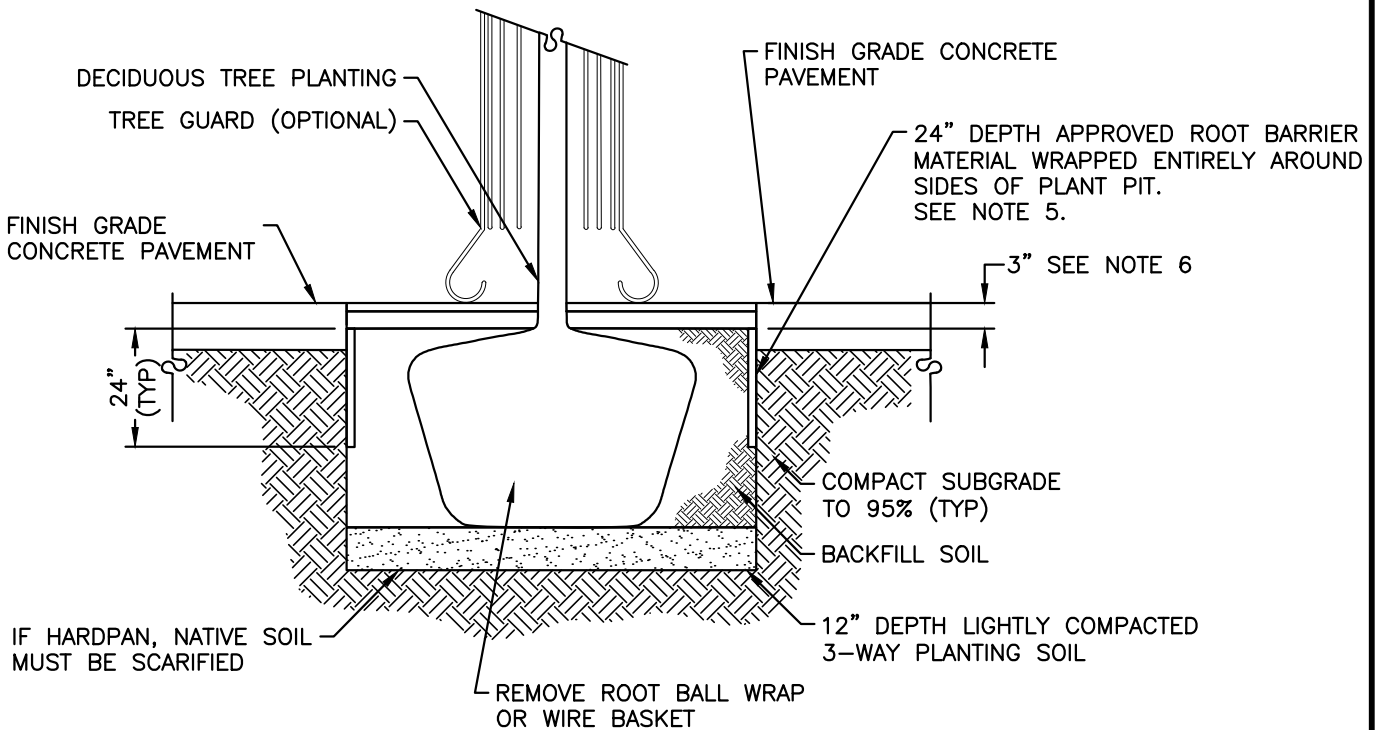


**NOTES:**

1. TREE GRATE SHALL BE URBAN ACCESSORIES MODEL KIVA 3'x3' OR EQUIVALENT. TREE GRATE FRAME SHALL BE URBAN ACCESSORIES MODEL TYPE "S" OR EQUIVALENT.
2. SLOTS IN GRATE SHALL BE NO GREATER THAN 1/2" IN ONE DIRECTION.
3. HOLES (SQUARE OR ROUND), SHALL BE NO GREATER THAN 1/2" IN DIAMETER.
4. WITH ELONGATED OPENINGS, LONG DIMENSIONS SHOULD BE PERPENDICULAR TO THE DOMINANT DIRECTION OF TRAVEL.
5. ROOT BARRIER SHALL BE 24" DEEP AND SHALL BE MADE OF BIO-BARRIER TRIFLURALIN, AS ROOT CONTROL CHEMICAL OR APPROVED EQUAL.
6. BACKFILL SOIL FINAL GRADE SHALL NOT BE HIGHER THAN THE TREE ROOT FLARE. ROOT FLARE SHALL BE SET 3" BELOW THE TOP OF GRATE.



**ADA STANDARD  
TREE GRATE  
(SEE NOTES 1-4)**



**CITY OF EDMONDS**  
PUBLIC WORKS  
DEPARTMENT

**TREE GRATE**

APPROVED BY: R. ENGLISH

REVISION DATE  
APRIL 2019

STANDARD  
DETAIL  
TR-551